

Anogenital Swab Sample Collection for Persons with Male Genitalia

Follow these steps to complete your daily anogenital swab sample collection. Scan the code to watch a step-by-step video.



Important reminders before you swab:



Find a private space or bathroom in which to take your swabs.



Swab before or at least 1 hour after bathing or showering.



Thoroughly wash and dry your hands.



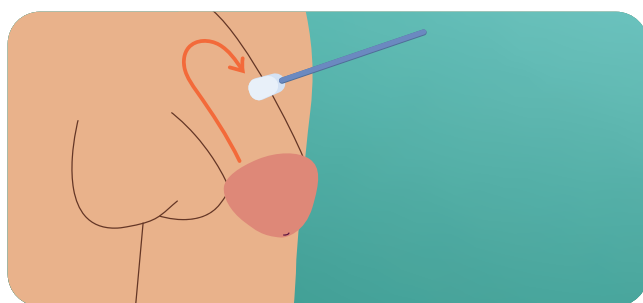
Don't touch the swab tip.



Fill out the vial label completely.

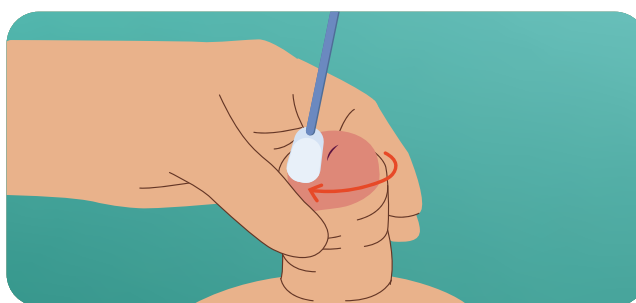
01

Rub the swab from the tip of the penis to the base and all the way around, covering the entire area.



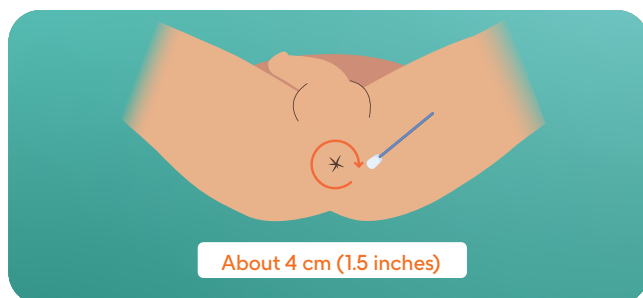
02

If you are uncircumcised, also pull back the foreskin and rub the swab over the moist surface of the foreskin and the head of the penis. If you are circumcised, proceed to the next step.



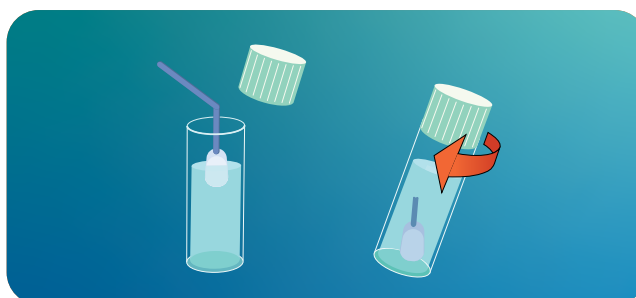
03

Swab the skin between your scrotum and anus, and the area around the anus. Rub the swab in a circular motion over your anal area, covering a radius of about 4 cm (1.5 inches) around the anus.



04

Place the swab in the vial. Pull the swab up a little and bend or cut the shaft, making sure the shaft is short enough so that it does not interfere with closing the cap. Be careful not to spill the contents of the vial. Screw on the vial cap tightly to avoid leakage.



Important reminders after you swab:



Stick the label around the vial, making sure all information is visible.



Thoroughly wash and dry your hands again.



Complete your eDiary as directed.

If you have any questions, please ask your study doctor or nurse.